

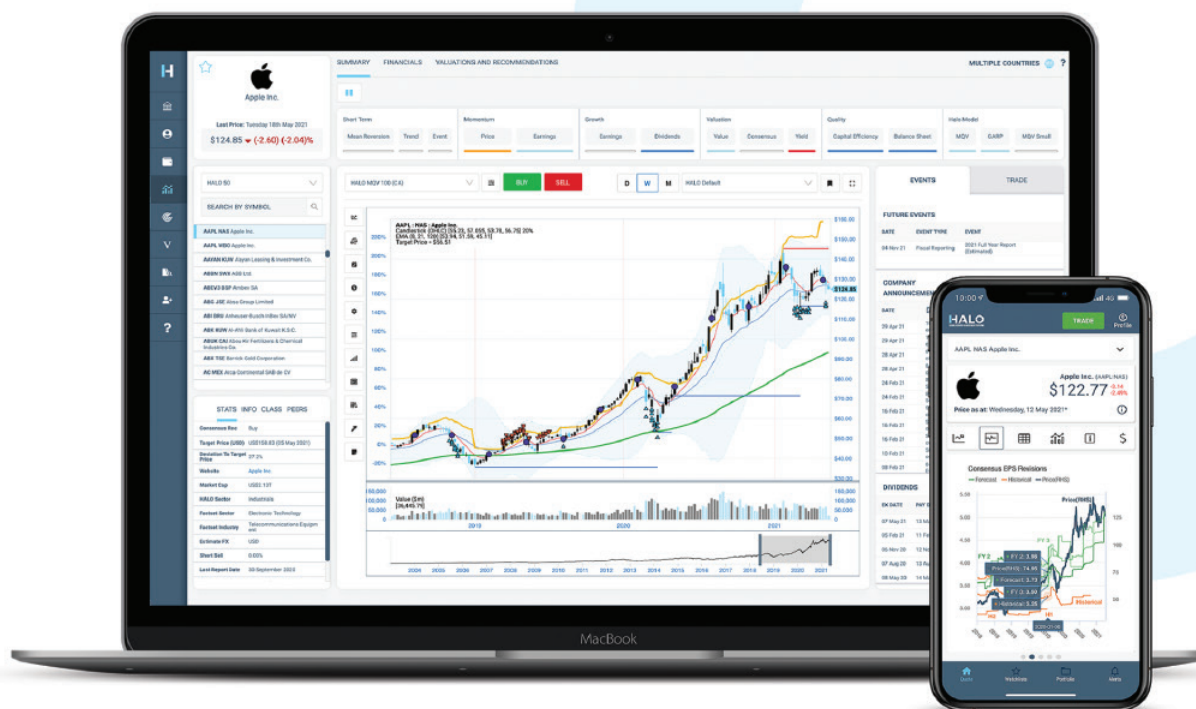


Actionable, Investment Intelligence for Financial Professionals



ACTIONABLE **INVESTMENT** **INTELLIGENCE**

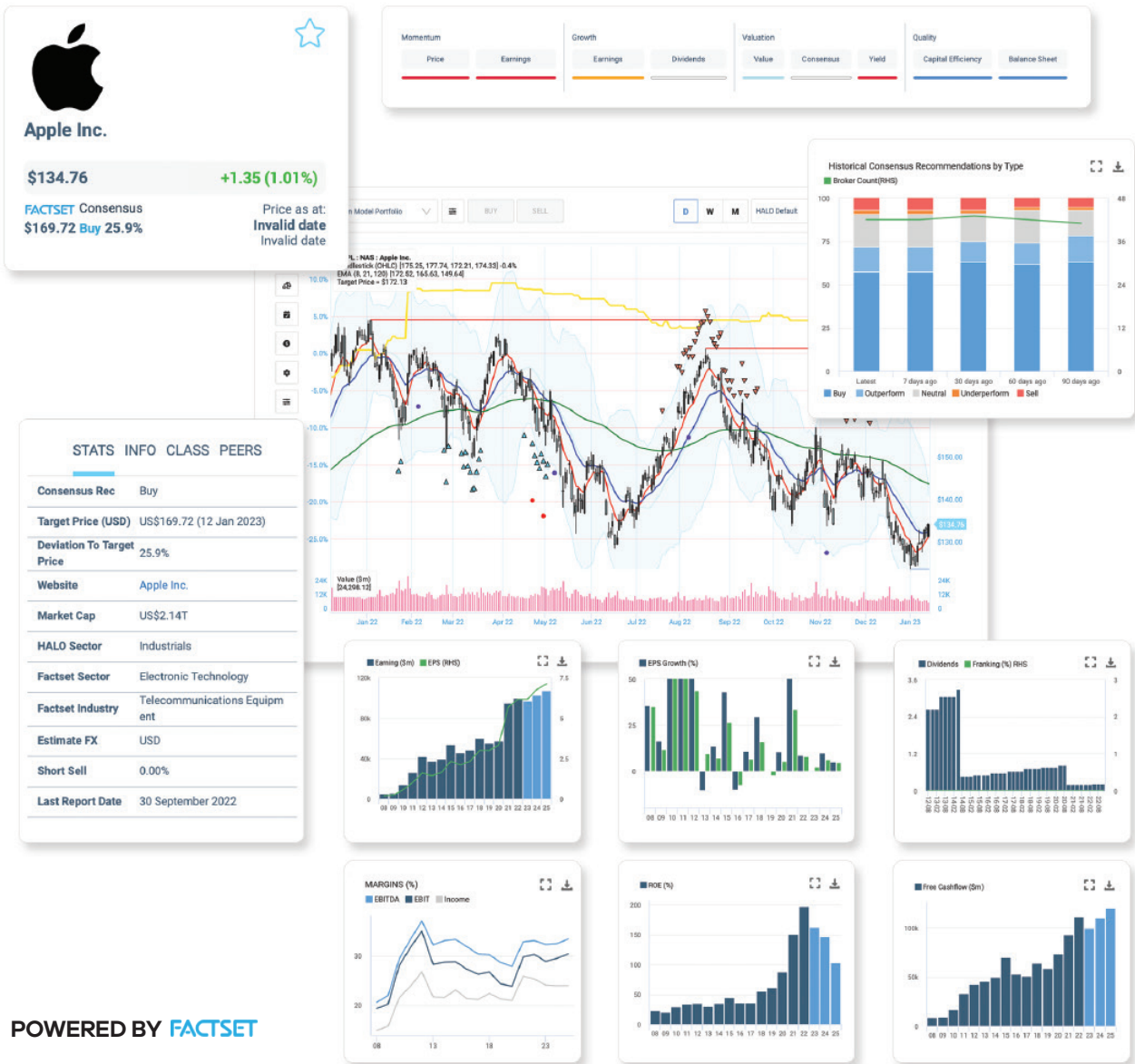




A global equities research and investment solution for professionals

HALO Professional is a Global equities research and investment solution that provides professionals with actionable, institutional-grade investment intelligence across 35,000 companies, and over 30 different global exchanges.

Global Company Data

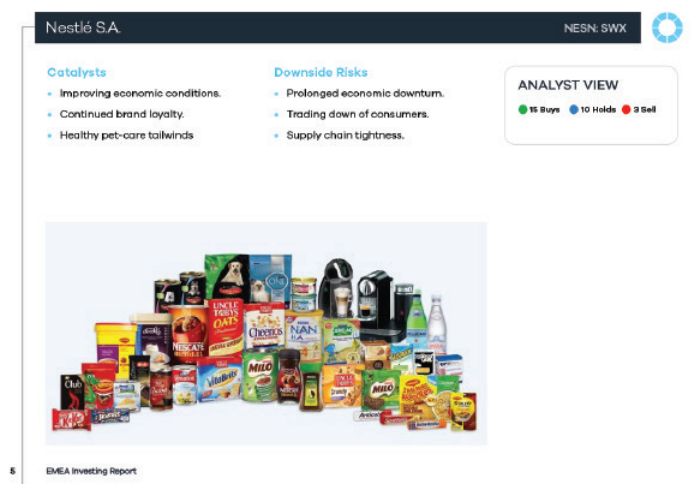
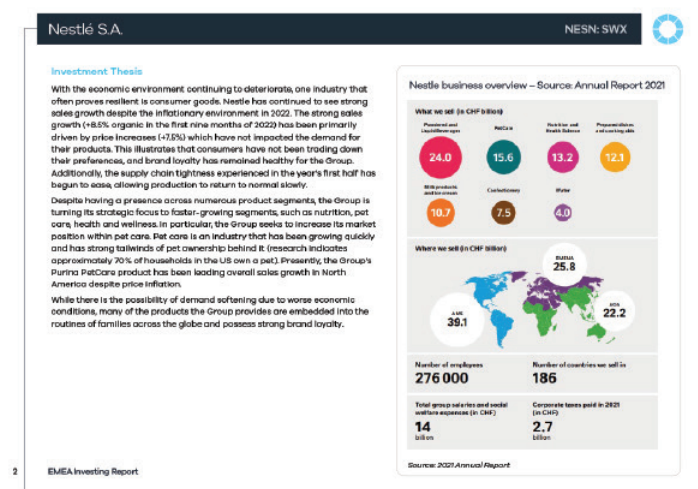


Powered by FactSet, HALO Professional provides a more complete view of company financials.

While other equities research solutions may only provide a historical snapshot of a company’s financials, HALO Professional is able to deliver deeper insights with market analyst forecasts from some of the world’s biggest research firms.

Get a better picture of the historical performance of a company’s profit and loss statements, balance sheet, cash flow and more. Determine how well a company is likely to perform up to 3 years in the future, using the future forecast data.

Global Company Research







With access to a range of global company research reports and market commentary from experienced global equities analysts, Professionals can find new ideas and make more informed investment decisions for their clients.

Upgrade your HALO Professional subscription to receive regular international market updates and expert trade ideas on innovative companies around the world including the Americas, Asia and Europe, the Middle East and Africa (EMEA).

GLOBAL INVESTING SIMPLIFIED



Giving the confidence to invest globally.

<div></div> <div>Apple Inc. AAPL NAS</div>	<div></div> <div>Nestle S.A. NESN SWX</div>	<div></div> <div>Tencent Holdings Ltd. 700 HKG</div>	<div></div> <div>BHP Group Ltd BHP ASX</div>
<div><div>\$192.25</div><div>USD\$134.76</div></div> <div><div>\$ 1.35</div><div>1.01 %</div></div>	<div><div>\$176.09</div><div>CHF113.96</div></div> <div><div>\$ 0.38</div><div>0.33 %</div></div>	<div><div>\$67.86</div><div>HK\$371.40</div></div> <div><div>\$ 74</div><div>2.03 %</div></div>	<div><div>\$49.69</div><div>AUD\$49.69</div></div> <div><div>\$ 0.05</div><div>0.1 %</div></div>
As at 13 January 04:15 PM	As at 13 January 12:00 AM	As at 13 January 12:00 AM	As at 16 January 02:30 PM

Investing directly in international equities has never been easier with HALO Professional. Our market-leading omnibus and custody trading interface makes HALO Professional one of the most powerful global equities investment solutions available on the market today. Professionals can trade in over 35,000 shares and ETFs across 30 international exchanges, including the ASX, NASDAQ, NIKKEI and more, through a single, intuitive trading solution.



Competitive Fees

Our fee structure is among the most simple, transparent, and competitive in the market. Fees and charges include:

- ✓ Monthly subscription of \$290+gst.
- ✓ Brokerage is \$15 per trades under \$12,500 or 0.12% over \$12,500.
- ✓ A Foreign Exchange fee of 0.5% per trade.
- ✓ If invested in Vue's, a research fee of 0.8% p.a per Vue.



Safe and Secure

Invest with confidence knowing that your assets are held in custody by one of the world's biggest and most respected brokers.



Business and Client Reporting

Online applications, transaction statements and corporate action support, designed to help you save time and become more efficient for both your clients and your business.

Invest in the world's biggest investment trends

Explore our selection of ready-to-invest thematic portfolios centered around the world's biggest investment trends including Artificial Intelligence, Car of the Future, Clean Technology and more.

Each portfolio is comprised of 10 companies hand-selected by our expert investment committee with decades of experience in global equity markets.

With daily monitoring and updates, HALO Thematic Portfolios are a low-cost, time-effective way to invest in the world's largest and fastest growing companies.



Artificial Intelligence





Car of the Future





Clean Technology





Big Oil





International High Dividend





Luxury Goods



 halo-technologies.com/invest-in-vues

Always available anywhere, anytime



HALO Professional is accessible anywhere thanks to our intuitive mobile app. Simply download HALO Mobile from the App Store or Google Play and log in to get access to your portfolio and our suite for research and investment tools.



POWERFUL **INVESTMENT** **TECHNOLOGY**



Market-leading research and investment tools

HALO Professional has the tools Professionals need to help make an informed decision for their clients.

Market-Leading Charting Interface

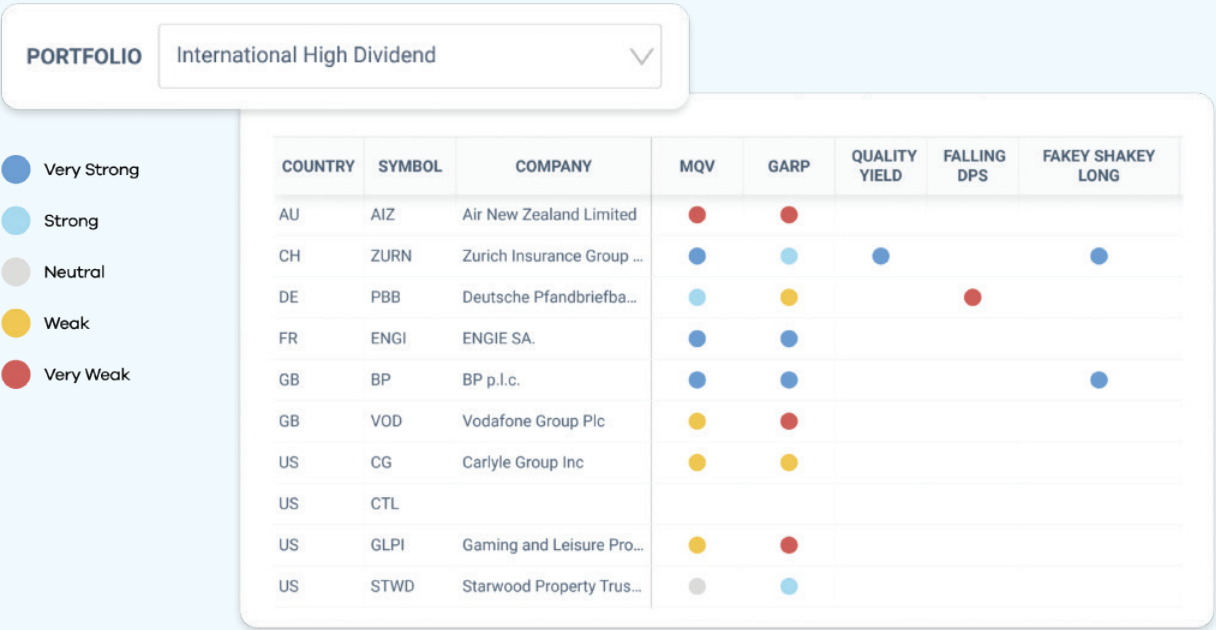
At the core of HALO Professional is our market-leading charting interface.

Truly understand the trajectory of a company's share price by visualizing price, profitability, market expectations, events, and signals on a single, fully customizable chart.



Signals & Monitors

Take the guesswork out of when to buy and sell a stock in any market condition and easily identify potential entry and exit points on the companies you are interested in.



Detailed Financials

HALO Professional gives access to historical company financial data as well as the key forward-looking variables that market analysts will forecast in their models.



Broker Consensus

You can now invest with confidence with aggregated broker consensus recommendations and EPS revisions from the world’s biggest research firms.



Find better client opportunities, faster

HALO Professional allows you to quickly identify and act on equities investment opportunities for your clients’ portfolios.

Stock Scanner

Scan entire global exchanges in seconds for opportunities that match your client’s investment goals. Turn your scans into watch lists that update daily with new companies that match the criteria to save time and automate your investment idea generation.

NAME

ASX Dividend Scan

COUNTRY

Australia

UNIVERSE

All-Conensus

FILTERS

Please Select

Market Cap (USD\$m) > 700

Yield 1 yr Fwd > 4

DPSg 1 yr Fwd > 0

DPSg 2 yr Fwd > 0

ROE 1 yr Fwd > 10

Franking % > 90

ASX Dividend Scan :Result Set of 13 out of 775

Country	Symbol	Symbol Name	Market Cap (USD\$m)	Yield 1 yr Fwd	DPSg 1 yr Fwd	DPSg 2 yr Fwd	ROE 1 yr Fwd	Franking %	HALO SECTOR	Market Cap(1m)	Trade Value (USD) (12m08)	Trade Value (12m09/03m)
AU	MPL	Medibank Private L...	6,021	4.144	3.445	4.091	22.081	100.0	Other Finance	8,730	4,106,509	5,953,903
AU	NHC	New Hope Corporat...	1,883	22.766	557.009	11,341	37.054	100.0	Energy	2,730	1,922,874	2,787,902
AU	ABC	ADBIS Limited	1,044	6.217	15.384	5.749	10.423	100.0	Construction	1,514	697,587	1,011,495
AU	NEC	Nine Entertainment ...	2,311	7.268	30.129							
AU	NAB	National Australia B...	50,666	5.445	15.965							
AU	CBA	Commonwealth Ba...	105,536	4.344	8.726							
AU	DOR	Dinker Data Limited	1,304	4.074	6.016							
AU	PMV	Premier Investment...	2,136	5.022	23.404							
AU	CDA	Codian Limited	832	4.397	8.624							
AU	VNT	Ventia Services Gr...	1,416	6.271	923.81							
AU	PRI	Pinnacle Investment...	977	4.699	13.773							
AU	S32	South32 Ltd.	13,302	9.308	448.444							
			30,443	4.207	0.446							

Market Cap (USD\$m) > 700

Yield 1 yr Fwd > 4

DPSg 1 yr Fwd > 0

DPSg 2 yr Fwd > 0

ROE 1 yr Fwd > 10

Franking % > 90

Stock Blender

Easily identify double, triple and even quadruple-blessed opportunities in any market. Combine your watchlists with any number of monitors, universes, and regions to find the right stocks to buy at any point in time.

COUNTRY

Australia

UNIVERSE LISTS

Select Option

ASX Dividend Scan

INTERSECT LISTS

OR

Select Option

Consensus Cheap

Fakey Shakey - Long

Near 52 Week Low

BUY SIGNALS

Consensus Cheap

Fakey Shakey - Long

Near 52 Week Low

Australia			
ited			
dings			
d			
ement			
South32 Ltd.			

Powerful tools for dividend investors

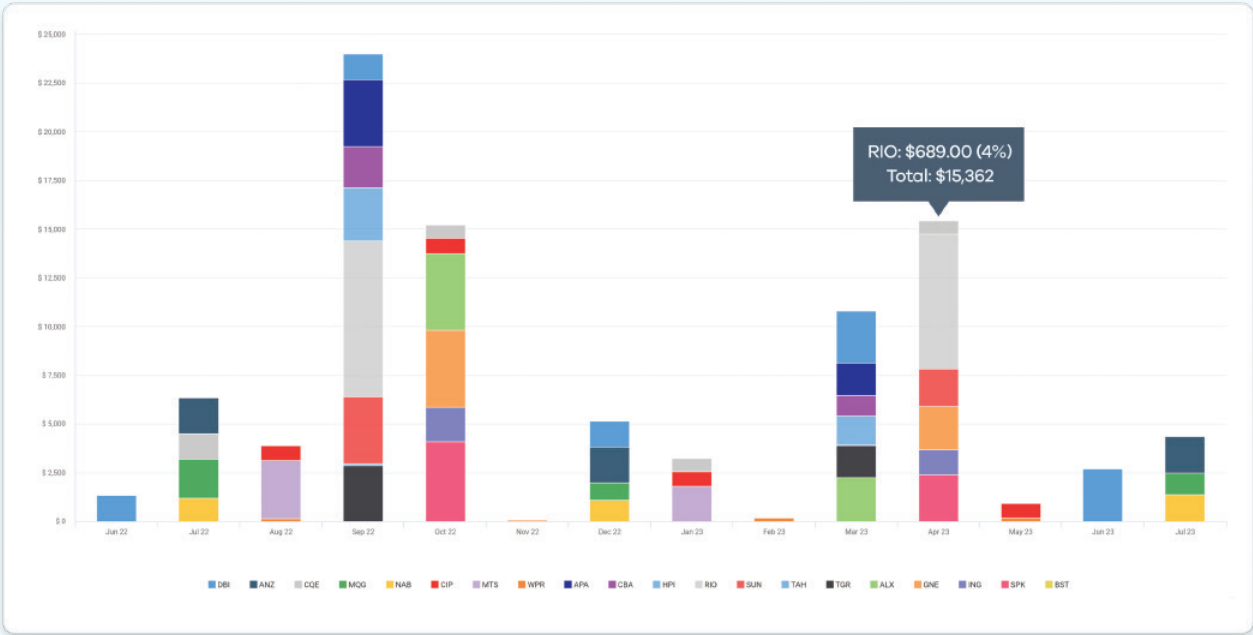
HALO Professional is ideal for clients who are focused on dividends and looking to build a reliable income portfolio to fund their lifestyle.

Our income philosophy is built around finding companies that provide an above average yield and are continuing to increase their dividend per share (DPS) over time through steady earnings growth, or what we like to call Quality Yield.

This unique income investing philosophy helps HALO Professional users find reliable, high-yield income opportunities while better protecting the client’s capital.

Expected Dividends Chart

The Expected Dividends Chart calculates and visualizes all of the dividend payouts your clients are likely to receive from their holdings and lets you know which month they can expect them on a rolling 18-month forecast.



Dividend Monitors

HALO Professional offers two unique monitors to help find more sustainable dividend stocks.

The **Quality Yield monitor** is an automatically updating list of stocks that offer a minimum 5% dividend yield, show positive Dividend Per Share growth and have low leverage. This can help identify blue chip stocks that pay high dividends.

Symbol	Exchange Code	Symbol Name	Quality Yield
ACL	ASX	Australian Clinical Labs Ltd	
AWC	ASX	Alumina Limited	
BHP	ASX	BHP Group Ltd	
BST	ASX	Best & Less Group Holdings Ltd.	
CAA	ASX	Capral Limited	
CLX	ASX	CTI Logistics Limited	
CRN	ASX	Coronado Global Resources Inc. Shs Chess Depository Interests Repr 10 Sh	
CSR	ASX	CSR Limited	

CSR

Best&Less

BHP

✓

The **Falling Dividends Per Share (DPS) monitor** is a risk management tool for income investors and provides a list of companies that analysts expect to have negative Dividend Per Share growth over the next two years.

Symbol	Exchange Code	Symbol Name	Falling DPS over 2yrs
ACL	ASX	Australian Clinical Labs Ltd	
AFG	ASX	Australian Finance Group Ltd.	
APE	ASX	Eagers Automotive Limited	
AWC	ASX	Alumina Limited	
BHP	ASX	BHP Group Ltd	
BSE	ASX	Base Resources Limited	
CIP	ASX	Centuria Industrial REIT	
DRR	ASX	Deterra Royalties Ltd	

Australian Clinical Labs

Centuria

ALUMINA LIMITED

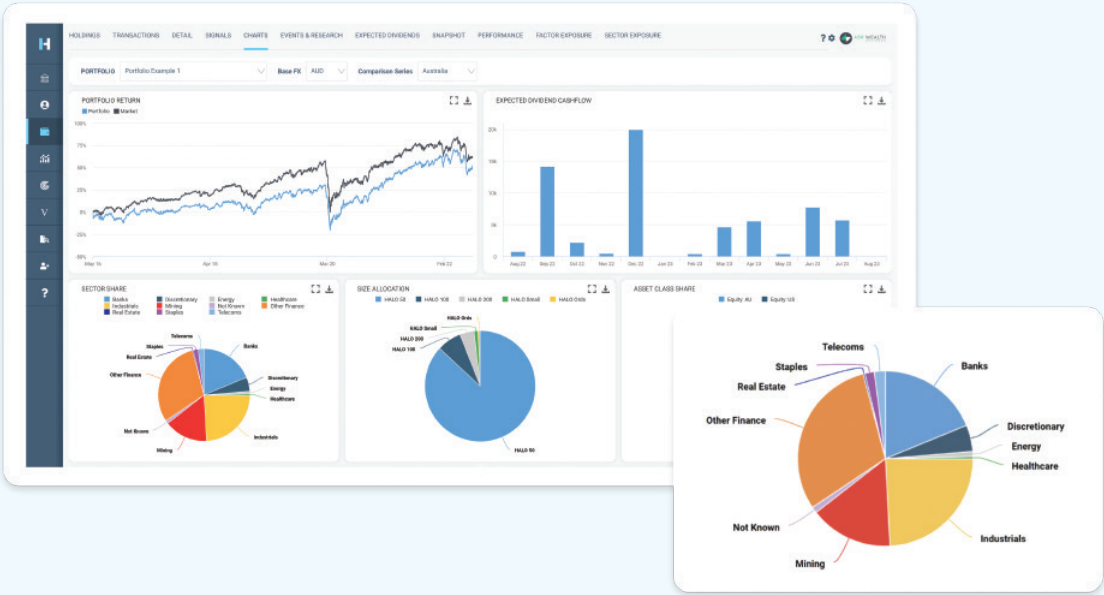
✗

Powerful portfolio management

HALO Professional gives access to portfolio management tools that go beyond raw performance.

Actionable Performance Tracking

HALO Professional allows you to compare client share performance against a variety of benchmarks. Determine which shares are the major contributors to each client portfolio's performance and which shares are on the decline. Better understand client portfolio's asset and sector allocation and how they work towards their investment goals.



Portfolio Signals

Stay on top of your client's holdings with institutional-grade signals across their portfolio. Identify ideal positions to further accumulate and see which positions to take profit on or exit completely.

SYMBOL	COMPANY	MOV	GARP	QUALITY YIELD	FALLING DPS	FAKEY SHAKEY LONG
AMP	AMP Limited	●	●			
ASX	ASX Limited	●	●			
AWE						
BHP	BHP Group Ltd	●	●	●		●
BOQ	Bank of Queensland Ltd.	●	●			
BSL	Bluescope Steel Limited	●	●			
CBA	Commonwealth Bank of Australia	●	●			
CUV	Clinuvel Pharmaceuticals Ltd.	●	●			
CWN						
DOW	Downer EDI Limited	●	●			
FXJ						
ILU	Iluka Resources Limited	●	●			●
IVR	Investigator Resources Limited	●	●			
JBH	JB Hi-Fi Limited	●	●			
MAH	Macmahon Holdings Ltd.	●	●			
MCR	Mincor Resources NL	●	●			
MND	Monadelphous Group Ltd.	●	●			
MQG	Macquarie Group, Ltd.	●	●			
MTS	Metcash Limited	●	●			
NAB	National Australia Bank Ltd.	●	●			
NWS	News Corp (COT)	●	●			

Events & Research

HALO Professional makes it easy to stay up to date with the latest news, upcoming events and expert commentary on the stocks you hold. You can access all relevant reports and updates directly from the portfolio tab.

EVENTS

SEARCH

COUNTRY	SYMBOL	NAME	DATE	EVENT
AU	WDS	Woodside Energy Group Ltd	15 Feb 2023	2022 Full Year Report (Estimated)
AU	ILU	Iluka Resources Limited	22 Feb 2023	2022 Full Year Report (Estimated)
AU	ALQ	ALS Ltd	24 May 2023	2023 Full Year Report (Estimated)
AU	SUN	Suncorp Group Limited	08 Aug 2023	2023 Full Year Report (Estimated)
AU	CBA	Commonwealth Bank of Australia	09 Aug 2023	2023 Full Year Report (Estimated)
AU	BEN	Bendigo & Adelaide Bank Ltd.	14 Aug 2023	2023 Full Year Report (Estimated)
AU	CPU	Computershare Limited	16 Aug 2023	2023 Full Year Report (Estimated)
AU	WHC	Whitehaven Coal Limited	17 Aug 2023	2023 Full Year Report (Estimated)
AU	IAG	Insurance Australia Group Ltd	21 Aug 2023	2023 Full Year Report (Estimated)
AU	PLS	Pilbara Minerals Limited	22 Aug 2023	2023 Full Year Report (Estimated)
AU	BHP	BHP Group Ltd	22 Aug 2023	2023 Full Year Report (Estimated)
AU	MIN	Mineral Resources Limited	23 A	
AU	QAN	Qantas Airways Limited	24 A	
AU	AKE	Alkem Limited	25 A	
AU	IGO	IGO Limited	30 A	
AU	NHC	New Hope Corporation Limited	19 S	

NEWS

SEARCH

COUNTRY	SYMBOL	HEADLINE	DATE	TIME
AU	IPL	Incitec Pivot Limited - Change in substantial holding (IPL-AU)	16 Jan 2023	19:06:21
AU	SUN	Suncorp Group Limited - Notification of cessation of securities - SUN (SUN-AU)	16 Jan 2023	16:32:54
AU	SUN	Suncorp Group Limited - Notification regarding unquoted securities - SUN (SUN-AU)	16 Jan 2023	16:29:41
AU	SUN	Suncorp Group Limited - Notification regarding unquoted securities - SUN (SUN-AU)	16 Jan 2023	16:25:54
AU	WHC	Whitehaven Coal Limited - Notification of cessation of securities - WHC (WHC-AU)	16 Jan 2023	16:06:24
AU	WDS	Woodside Energy Group Ltd - Notification of cessation of securities - WDS (WDS-AU)	16 Jan 2023	15:58:11
AU	IAG	Insurance Australia Group Ltd - Notification regarding unquoted securities - IAG (IAG-AU)	16 Jan 2023	14:09:00
AU	AKE	Alkem Limited - Notification of cessation of securities - AKE (AKE-AU)	16 Jan 2023	12:13:41
AU	BEN	Bendigo & Adelaide Bank Ltd. - Notification of cessation of securities - BEN (BEN-AU)	16 Jan 2023	11:30:41
AU	MIN	Mineral Resources Limited - BRU: Buru secures exploration areas in Carnarvon Basin (MIN-AU)	16 Jan 2023	09:17:47

BabyBunting

16 January 2023

Baby Bunting half year results update

Gross margin improvements on track to deliver 2H earnings recovery

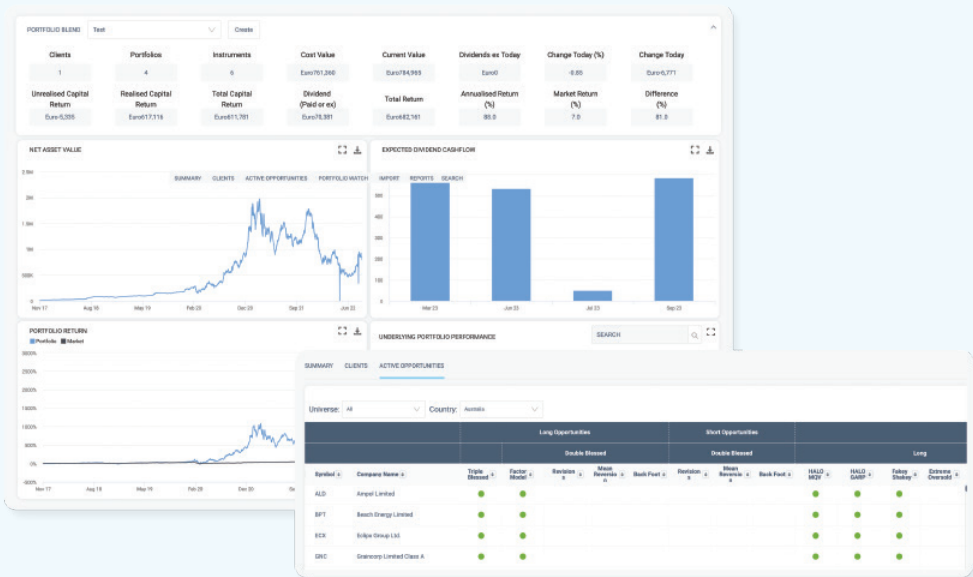
Baby Bunting Group Limited (Baby Bunting or the Group) today provides the following update.

For the first half of FY23 (27 June 2022 to 26 December 2022), Baby Bunting's preliminary unaudited financial results were:

\$m	1H FY23	1H FY22	change vs 1H FY22
Sales	254.9	239.1	6.6%
Gross profit %	37.2%	39.3%	-2.1%
Pro forma ¹ NPAT			
AU	6.9	12.5	-45%
NZ	(1.8) ²	-	-
Group	5.1	12.5	-59%

Better client management

Better understand your client's portfolio and the companies they hold with the advanced portfolio management tools available on HALO Professional.



Adviser module



Summary section

Professionals can obtain high level reporting to summarise their clients total portfolio blend including, their net asset value over time, expected cashflow and the underlying portfolio return. Professionals can also track monthly brokerage payments by individual platforms and subscription revenue.



Client section

HALO Professional makes it easy for businesses to keep track of individual client activity including, brokerage paid overtime, subscriptions and fee amounts, portfolio summary and trade activity.



Import section

Provides Professionals with the capability to bulk upload transactions that have taken place on another trading platform, allowing a more holistic view of client activity.



Reporting section

Professionals can generate several reports specific to their business and client's needs.

Get in touch, we would like to show you more!



Schedule a demo

See if HALO Professional is right for you by booking in a obligation-free walkthrough with one of our Business Development Managers.

 **1300 425 622**

 **professional@halo-technologies.com**



To activate a free 30-day trial:

See if HALO Professional is right for you by signing up to a 30-Day free trial.

 halo-technologies.com/global/free-trial



Professional services team

Our dedicated Professional Services team is available to answer your questions and help you to get the most out of HALO Professional.

You can reach us by phone, email, or in real-time live chat Monday to Friday 9am to 5pm AEST.

 **1300 425 622**

 **professional@halo-technologies.com**

 **Log into your professional account to live chat with our team**

Important Information

This document has been prepared by HALO Technologies Pty Ltd ABN 54 623 830 866 (HALO) which is a Corporate Authorised Representative No 1261916 of Macrovue Pty Ltd ABN 98 600 022 679 AFSL 484264. Macrovue Pty Ltd is a wholly owned subsidiary of HALO Technologies.

The information presented in this document is of general nature only, and does not take into account your objectives, financial situation or needs. The information is not to be considered as personal financial product or investment advice. Before making an investment decision, you should consider whether it is appropriate for you in light of your personal circumstances and seek professional investment, tax, legal or personal financial advice. Investment advice can only be obtained from persons who are licensed in accordance with the Corporations Act. While the information contained herein is based on information known to us or obtained from reliable sources, we do not make any representations as to its accuracy or completeness.

All HALO Professional features, functionality, and other product specifications are subject to change without prior notice or obligation. Information contained herein is subject to change without notice. Any information available on the HALO Professional app or website is provided to subscribers for information purposes only and is not intended to be interpreted as an offer or solicitation to purchase any financial product, unless expressly stated otherwise.

Past performance is not an indicator of future performance. Investing in property involves risks. Property prices may rise and fall. The payment of income and the return of capital are not guaranteed. Any forecasts, projections or other predictive statements provided by HALO Property are based on assumptions and expectations available at time of publishing, may change without notice and are not guaranteed to occur.

Data is sourced from third party providers and may be delayed. HALO Technologies does not give any representation or warranty as to the reliability, accuracy or completeness of any third party material nor does it accept responsibility for errors or omissions in third party material.

HALO and the terms, logos and marks included in our content that identifies our services and products are proprietary materials. No part of this presentation is to be copied, disclosed or distributed in whole or in part without the prior written consent of HALO. Copyright is applicable to all content produced by us, and in the information and material therein, is proprietary material owned by us unless otherwise indicated.

Unless otherwise noted, all information provided on this site is provided by us and is subject to copyright and trademark laws. Logos and marks contained in links to third party sites belong to their respective owners.

Please visit our website www.halo-technologies.com for information about us, our products and services including our Financial Services Guide, Terms and Conditions and Privacy Policy which you should read and understand before acquiring the products and services we offer.